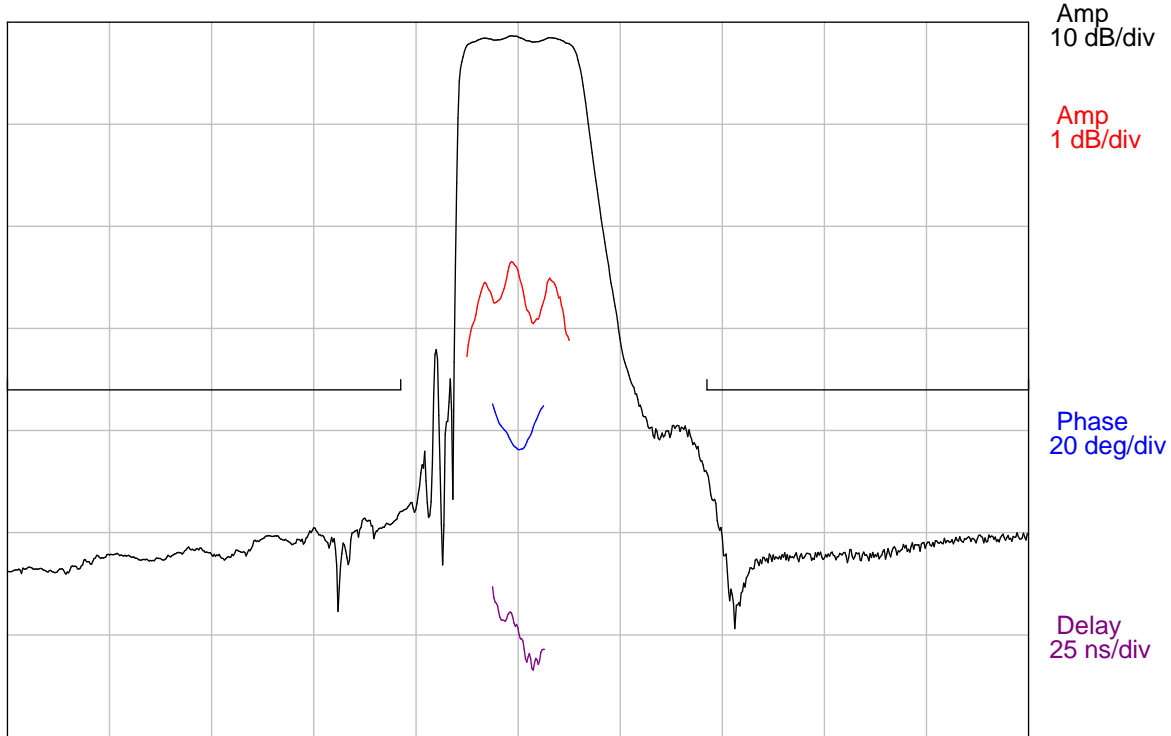


DESCRIPTION

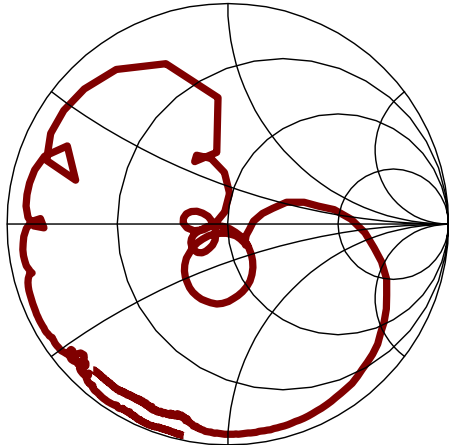
- 433 MHz SAW bandpass filter with 20 MHz bandwidth.
- 3.8 x 3.8 mm ceramic SMP, 6 pads.
- RoHS compliant.

TYPICAL PERFORMANCE

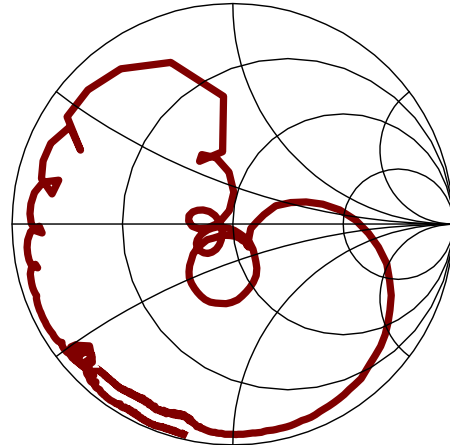


Center = 433 MHz, 20 MHz/div (250 kHz incr)

S11 (333-533 MHz)



S22 (333-533 MHz)



SPECIFICATION

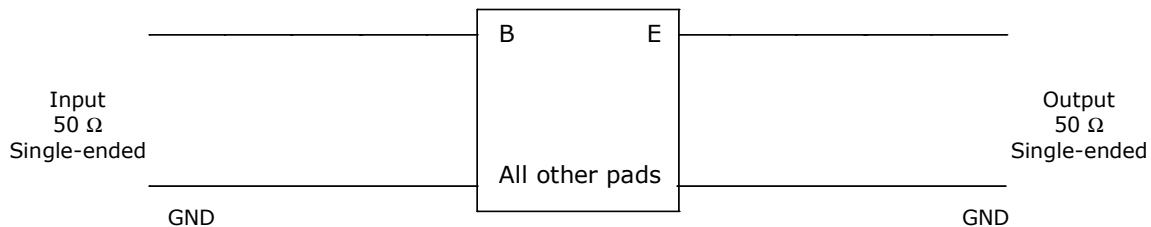
Parameter	Min	Typ	Max	Units
Center Frequency, F_c ¹	-	433	-	MHz
Minimum Insertion Loss	-	1.4	2.8	dB
3 dB Bandwidth	20	22.9	-	MHz
Absolute Attenuation (referenced to 0 dB)				
Attenuation (10 to 410 MHz)	36	45	-	dB
Attenuation (470 to 680 MHz)	36	46	-	dB
Temperature Coefficient of Frequency	-36			ppm/°C
Source/Load Impedance	50			ohms
Ambient Temperature	25			°C

Notes: 1. Defined as the average of the lower and upper 3 dB frequencies.

MAXIMUM RATINGS

Parameter	Min	Max	Units
Storage Temperature Range	-30	85	°C
Operating Temperature Range	-30	72	°C
Input Power Level	-	10	dBm
DC Voltage	-	3	V

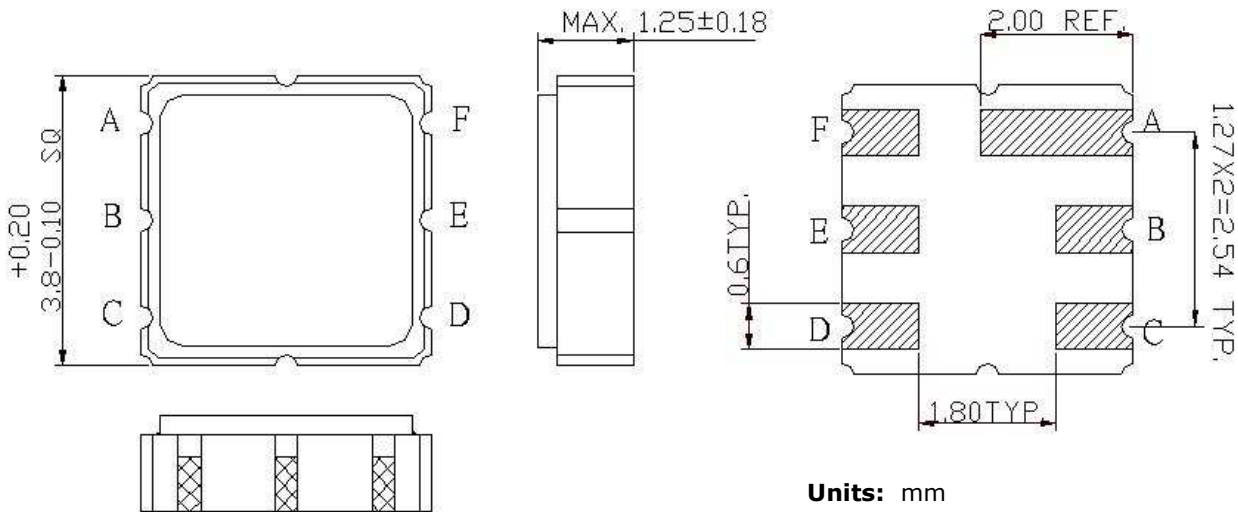
MATCHING CIRCUIT



Notes:

- External matching components are not required.

PACKAGE OUTLINE



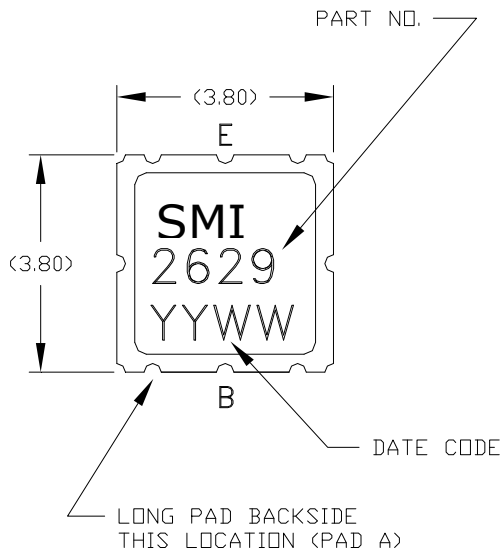
Units: mm

Tolerances are typically ± 0.15 mm except where indicated.

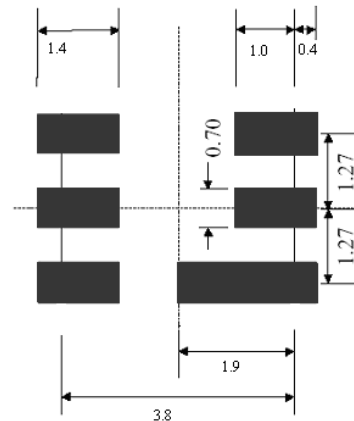
Pad Configuration:

Input: B
Output: E
To be grounded: all other pads

MARKING



SUGGESTED FOOTPRINT



ISO 9001
Registered

All specifications are believed to be accurate and reliable. However, Spectrum Microwave reserves the right to make changes without notice.
© 2011 All rights reserved.